

# **Track, support, succeed: How Sora helps you measure reading progress**

2025 ISTE Live & ASCD Annual Conference



# **Sora**

Where students read

# Laura Yax

*School Sales Support Team Lead*

## Overview:

Discover how Sora's built-in insights empower educators and students to:

- Track reading activity
- Set goals
- Support reading growth



# First: Why track reading data?

- According to 2023 NAEP data, only **14%** of 13-year-old students read for fun daily, **down** from **27%** in 2012.\*
- **31%** reported reading **never** or **hardly ever**.
- Research has shown that students who read more frequently **score better on standardized reading tests** and **have better overall academic outcomes**.

## How often students read for fun on their own time:\*



\*Source: <https://www.nationsreportcard.gov/highlights/ltr/2023/>

# First: Why track reading data?

Digital reading platforms like Sora give **students and educators** tools to **track reading automatically**.

- **For students:** In-app tools give them a snapshot of where they are and help them set goals to independently own their reading growth.
- **For educators:** Access to measurable data helps identify trends and inform literacy strategies. (Also great for reading contests and challenges!)



# Sora

## *Where students read*

Sora is an award-winning digital reading platform that ensures every one of your students has access to the right digital books to achieve their reading and learning goals.

[soraapp.com](https://soraapp.com)

OR DOWNLOAD THE APP:



2024, 2021 &  
2019 AASL Best  
Digital Tools



District  
Administration  
Top Ed Tech  
Product 2025



2024 Tech &  
Learning Best  
of Show  
Winner –  
ISTELive 24



2022 Excellence  
in Equity Winner  
*Best Literacy  
Solution*



2021 Gold Stevie  
Award

**TIME**

Time Magazine's  
Best Inventions  
of 2019



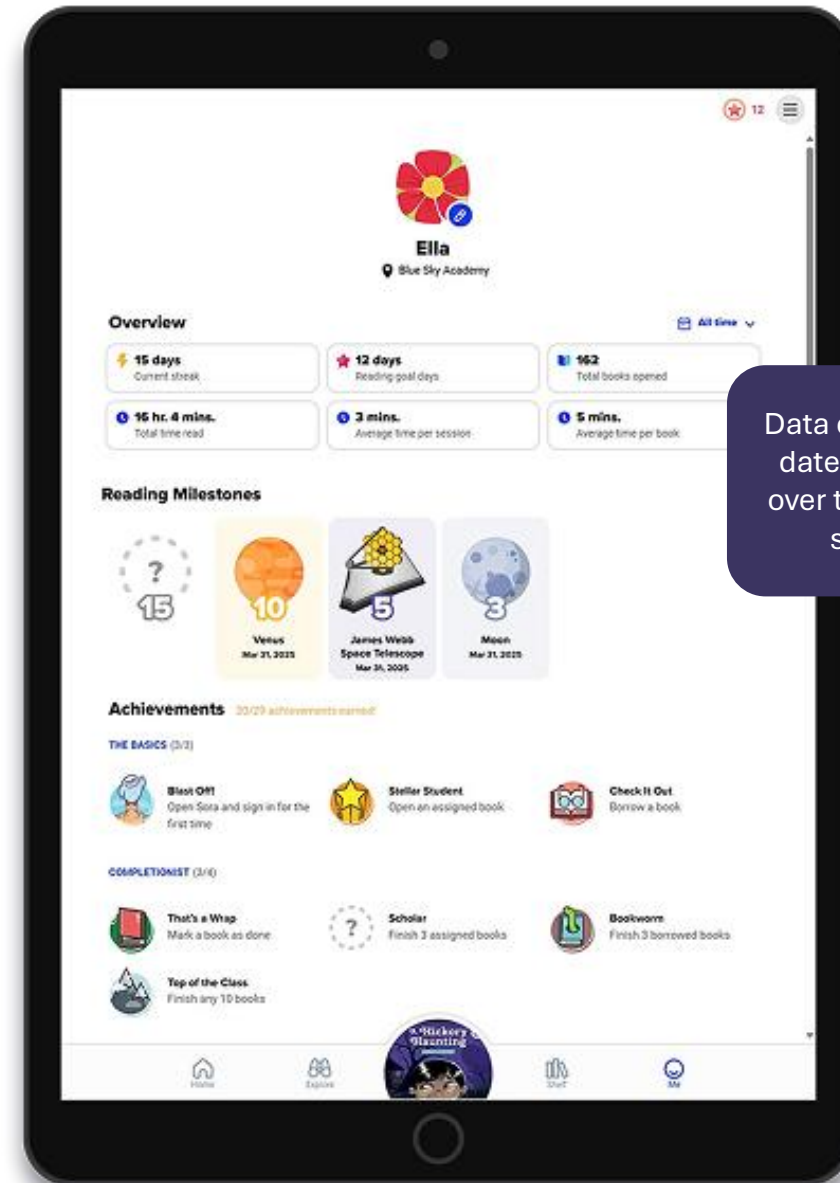


# **Tools for students**

# Sora's Me tab

Sora's **Me** tab is your students' **personalized reading dashboard**, providing a snapshot of key stats:

- Number of books opened
- Total time spent reading
- Average time per session
- Average time per book
- Current reading streak
- Earned reading goal days
- Earned milestones and achievements



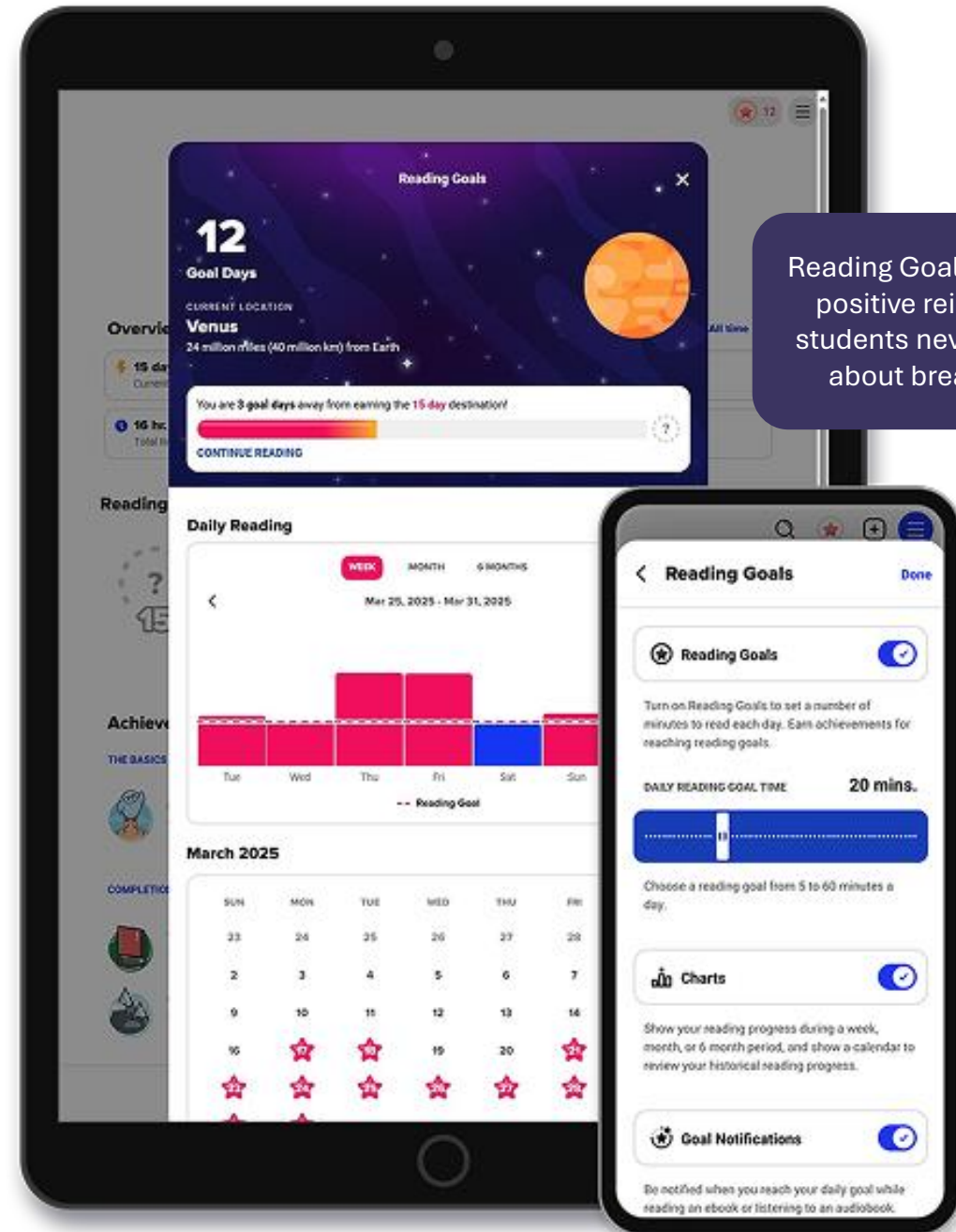
Data can be filtered by custom date ranges to view progress over time or capture data for a specific day or week.

# Set Reading Goals

Sora's **Reading Goals** are an optional way for students to take ownership of their reading journey. They can:

- Set daily goals (5-60 minutes)
- View historical reading information (current and previous goals, total reading time by day, and a calendar highlighting each met goal day).
- Unlock milestones as they meet their reading goals.

**Reading Goals** help encourage students to **stay motivated** as they work to **reach their reading potential**.



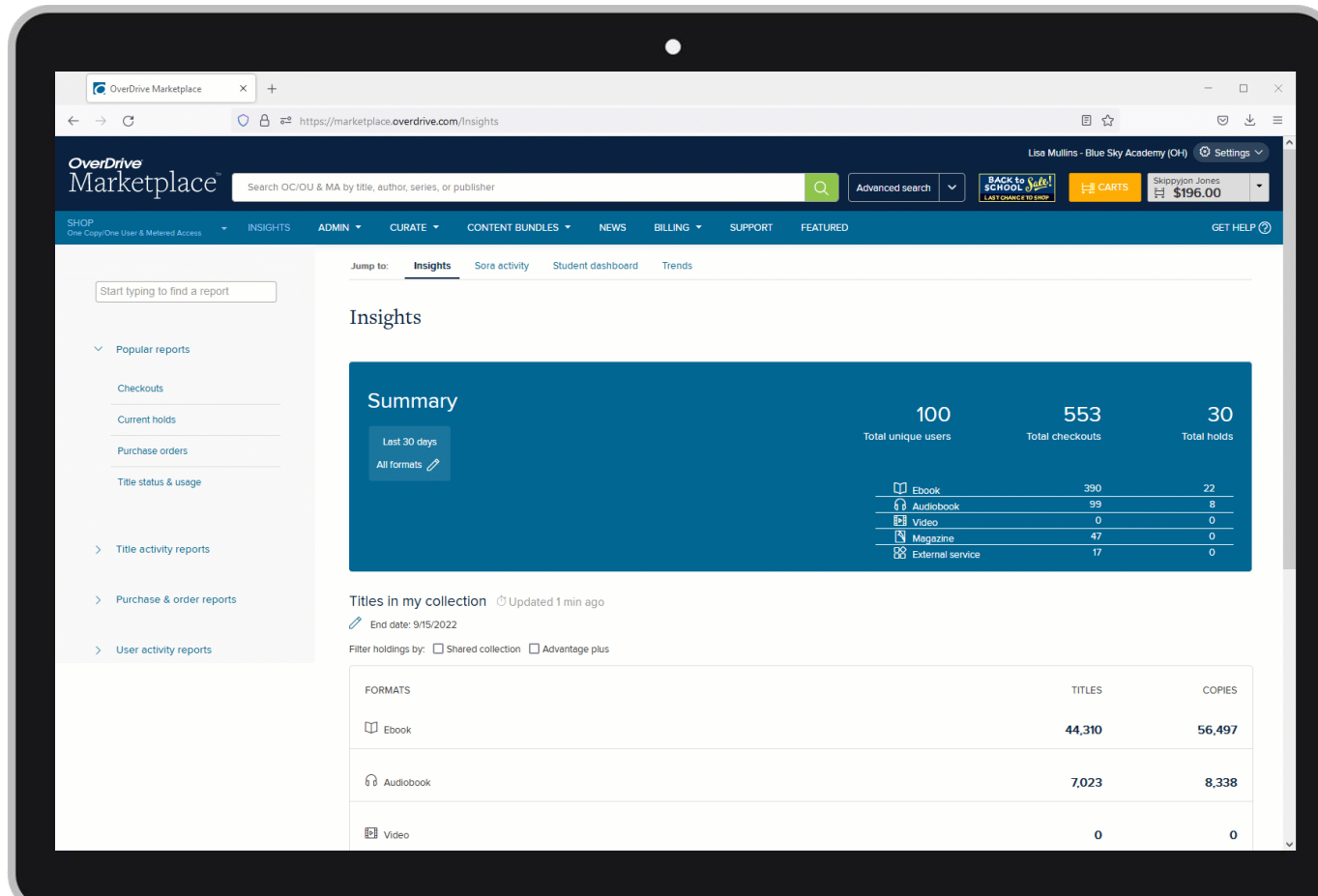
Reading Goals incentivize with positive reinforcement, so students never have to stress about breaking a streak!





# Tools for educators

# Track Sora Activity in OverDrive Marketplace

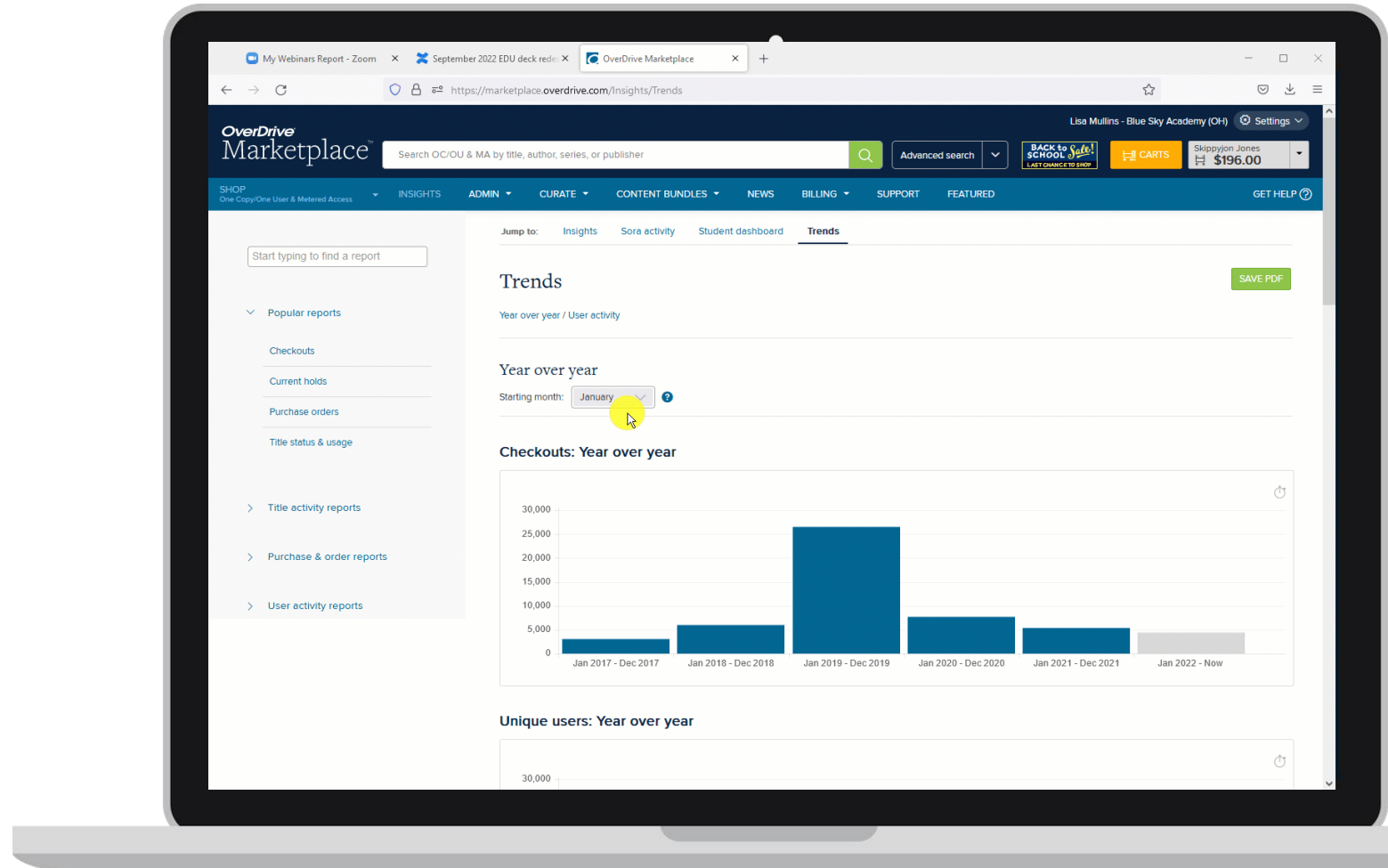


- Access on the **Insights** tab
- Provides an **overview of student engagement**, including:
  - Reading data
  - User activity
  - Trending titles
- Option to **filter activity** or **save as PDF**

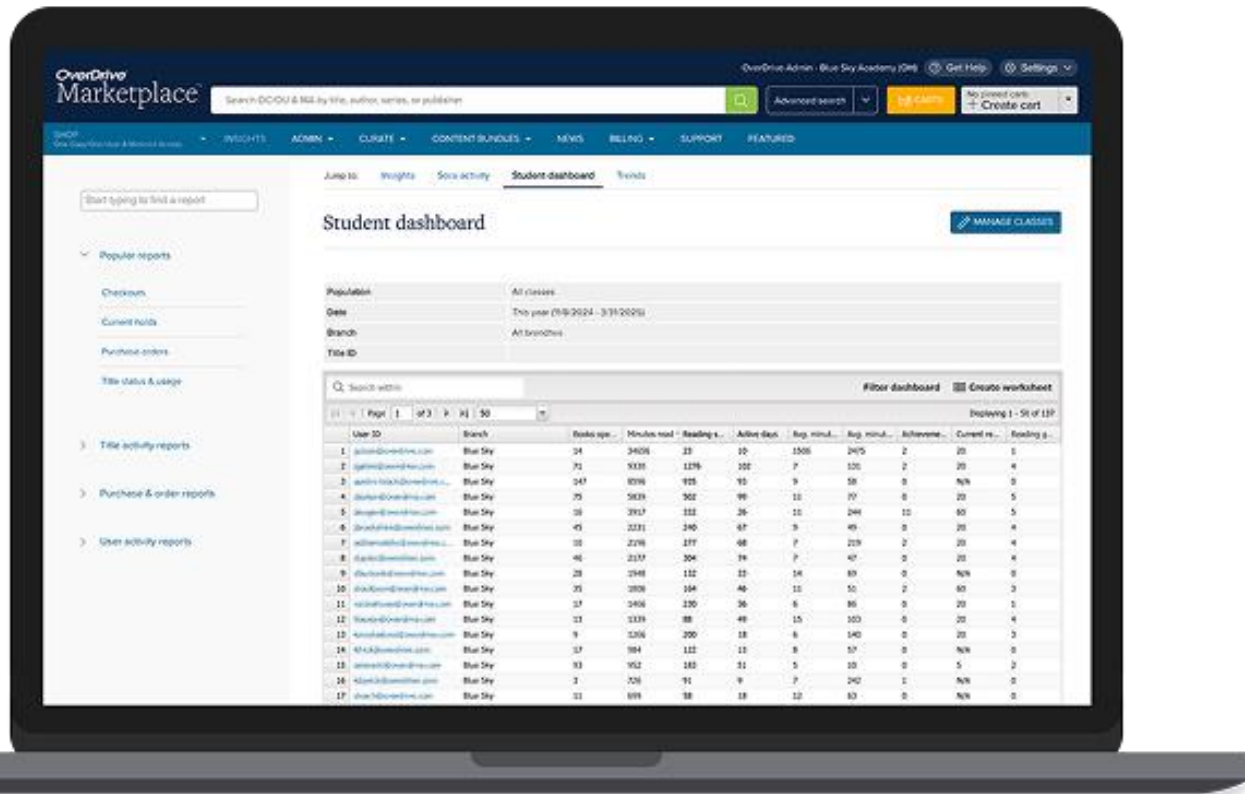
# Access yearly trends

See year-over-year  
aggregate data on:

- Checkouts
- Unique users
- Holds
- Activity and purchases



# Dive deeper with student-level data



The screenshot shows the OverDrive Marketplace interface. The top navigation bar includes 'OverDrive Marketplace', a search bar, and links for 'Advanced search', 'Log out', and 'Create cart'. The main navigation menu includes 'Home', 'My account', 'My library', 'My history', 'My wishlist', 'My cart', 'My orders', 'My reports', 'My settings', and 'My help'. The 'My reports' section is expanded, showing 'Popular reports' and 'Title activity reports'. The 'Student dashboard' is selected, displaying a table of student reading data.

User ID	Branch	Books open...	Minutes read	Reading s...	Active days	Avg. minut...	Avg. minut...	Achieveme...	Current re...	Reading g...
1	Blue Sky	24	3408	23	10	1508	2475	2	20	1
2	Blue Sky	71	1131	1179	100	7	120	2	20	4
3	Blue Sky	147	1018	105	10	9	58	0	N/A	0
4	Blue Sky	70	5839	302	99	10	77	0	20	5
5	Blue Sky	10	3917	111	26	10	249	10	80	5
6	Blue Sky	45	2231	240	67	9	45	0	20	4
7	Blue Sky	10	2276	277	68	7	219	2	20	4
8	Blue Sky	46	2117	304	79	7	47	0	20	4
9	Blue Sky	28	1748	112	11	14	89	0	N/A	0
10	Blue Sky	75	3808	104	46	10	50	2	80	3
11	Blue Sky	17	2406	120	36	6	86	0	20	1
12	Blue Sky	11	1119	88	49	15	103	0	20	4
13	Blue Sky	9	1266	200	18	4	140	0	20	3
14	Blue Sky	17	104	111	11	8	57	0	N/A	0
15	Blue Sky	13	102	183	11	5	10	0	5	2
16	Blue Sky	1	126	11	9	7	242	1	N/A	0
17	Blue Sky	11	1019	88	18	10	83	0	N/A	0

By enabling the **student dashboard**, authorized educators can set up classes and gain insights into **individual students' reading stats**, including:

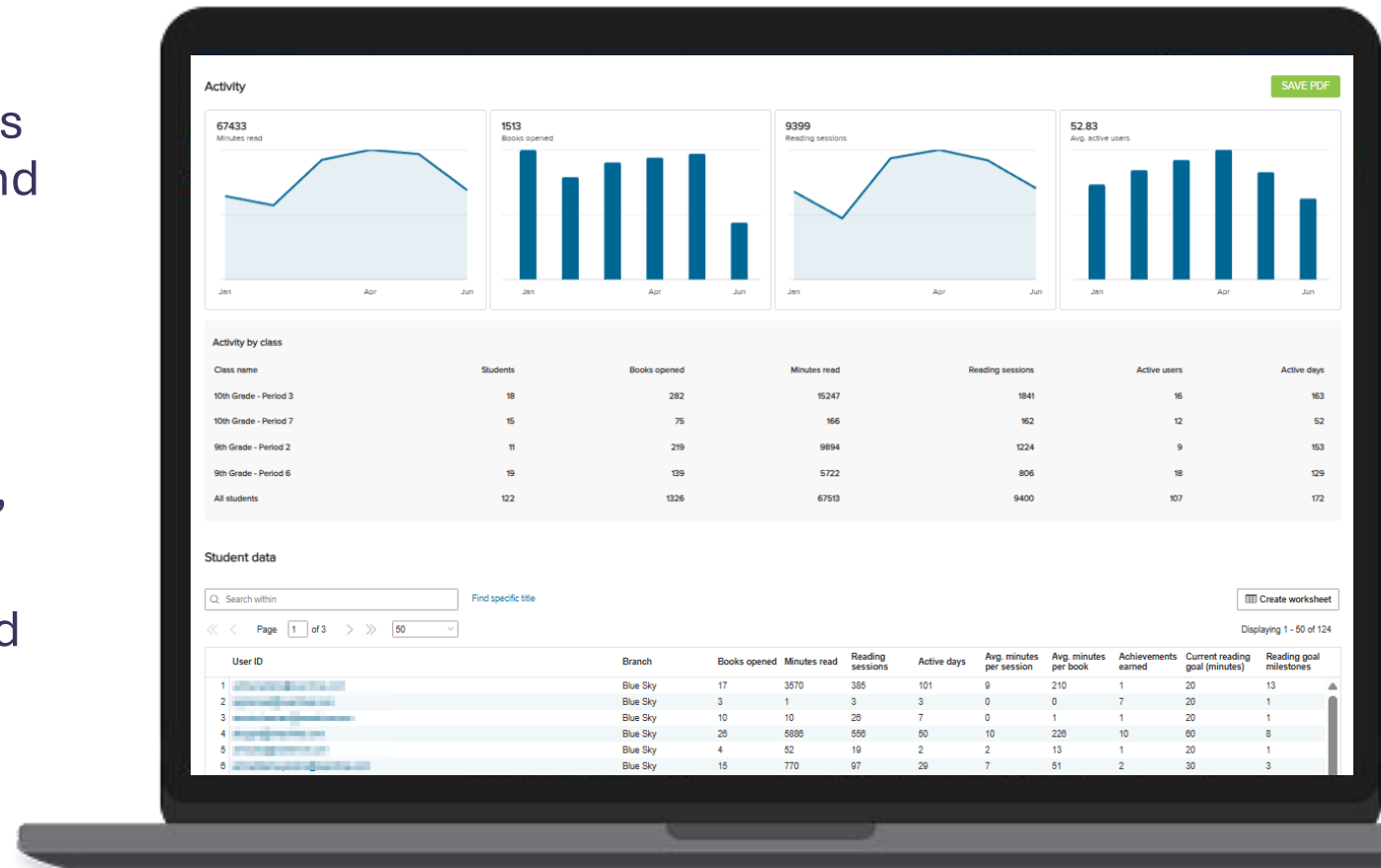
- Books opened
- Time read
- Reading sessions
- Active days
- Average time per session
- Average time per book
- Achievements earned
- Reading Goals

**Data can be retained for up to two years.**



# NEW: Student dashboard enhancements

- **Activity charts** that show reading progress over time for a specific class or classes, including day-over-day and month-over-month options
- **Activity by class** lets educators compare engagement by class with data points like minutes spent reading, number of reading sessions, active readers, and more
- **Save to PDF:** Export your classes and individual landing pages to a PDF



# Last call for the raffle!



**Get your badge scanned**  
for a copy of today's presentation  
and to be entered into a raffle for a  
Sora care package!

***Plus, ask us about our special BOGO offer!***

# **Sneak peek: Upcoming in Marketplace**

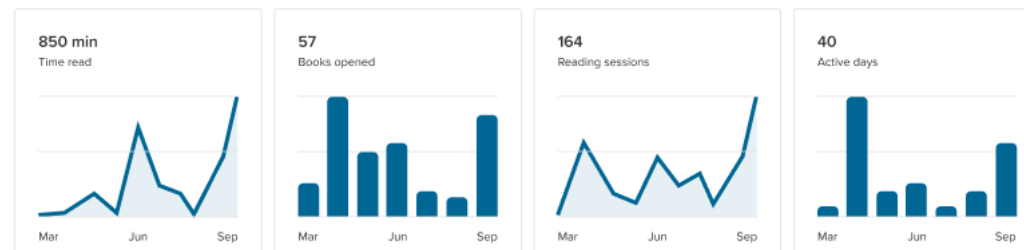
# Sneak peek: Upcoming in Marketplace

**Leaderboard** that gives educators insights into the 3 most active students based on time spent reading.

## App usage

Most active students				
User ID	Books opened	Time read	Reading sessions	Active days
 @lucabell.montgomery.k12.sc.us	14	232 min	21	16
 troy.walker@k12.sc.us	10	199 min	19	16
 katie.chamberlain@k12.sc.us	9	150 min	19	12

## Activity



Activity by class					
Class name	Students	Books opened	Time read	Reading sessions	Active days
Class A	11	24	400 min	65	20
Class B	13	12	300 min	60	10

**Please note:** This image is a mock-up. Final versions may differ.



# Sora

Where students read

## Thank you!

**Get in touch:** [schools@overdrive.com](mailto:schools@overdrive.com)

**Learn more:** [discoversora.com](https://discoversora.com)

**Posting from the conference floor?**

Don't forget to tag us! [@sorareadingapp](https://twitter.com/sorareadingapp)

